

# School Data Position Statement - v1 Provisional



School Name: Telford Infant School

2326

## Context 2023

Consortium: 8A

	School 2023	Consortium 2023	Warwickshire (Primary Phase) 2023	National (Primary Phase) 2023
Numbers on Roll <sup>1</sup>	261	2,392	47,403	4,647,851
% FSM eligible <sup>1</sup>	9.2%	16.4%	21.5%	24.0%
% SEND: SEN Support <sup>1</sup>	6.1%	8.4%	13.3%	13.5%
% SEND: EHCP <sup>1</sup>	0.8%	1.9%	2.2%	2.5%
% Disadvantaged pupils <sup>2</sup>	10.0%	17.2%	21.6%	n/a

## EYFSP: Percentage of pupils awarded expected

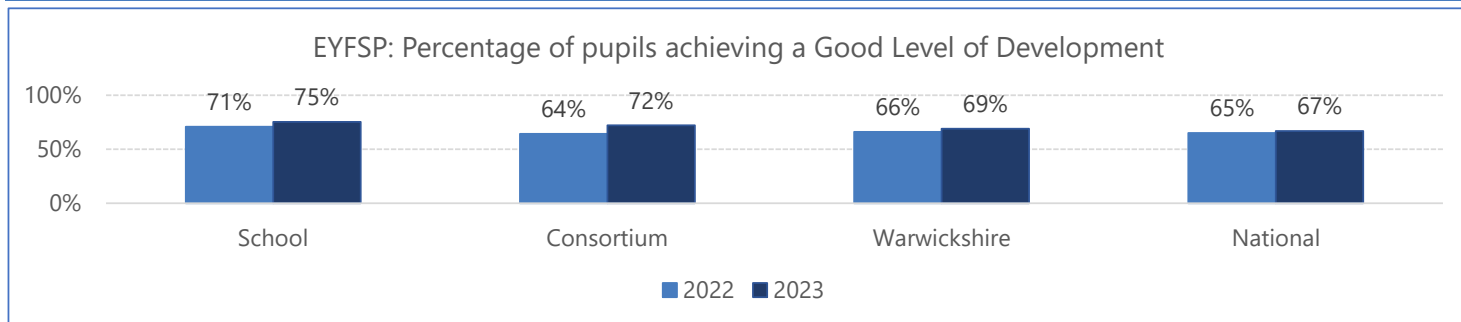
	School		Consortium		Warwickshire		National	
	2022	2023	2022	2023	2022	2023	2022	2023
Total Eligible Pupils	89	89	316	322	6367	6640	n/a	n/a
Good Level of Development (GLD) <sup>3</sup>	71%	75%	64%	72%	66%	69%	65%	67%

Prime Learning Goals	Communication and Languages	82%	90%	84%	88%	80%	81%	80%	80%
	Listening, Attention and Understanding	89%	92%	88%	90%	82%	83%	82%	82%
	Speaking	87%	91%	88%	89%	83%	85%	83%	83%
	Personal, Social and Emotional Development	89%	92%	86%	88%	83%	84%	83%	83%
	Self-Regulation	92%	93%	89%	89%	85%	86%	85%	85%
	Managing Self	97%	94%	90%	91%	87%	88%	87%	87%
	Building Relationships	93%	96%	89%	91%	88%	89%	89%	88%
	Physical Development	87%	89%	88%	89%	85%	86%	85%	85%
	Gross Motor Skills	97%	97%	96%	95%	92%	93%	92%	92%
	Fine Motor Skills	87%	89%	88%	90%	86%	87%	86%	86%

Specific Learning Goals	Literacy	73%	75%	67%	75%	69%	71%	68%	70%
	Comprehension	90%	91%	88%	90%	81%	82%	80%	81%
	Word Reading	88%	88%	81%	82%	76%	77%	75%	76%
	Writing	73%	75%	68%	76%	70%	73%	69%	71%
	Mathematics	91%	85%	84%	85%	77%	79%	76%	77%
	Numbers	92%	87%	85%	85%	79%	81%	78%	79%
	Numerical Patterns	91%	91%	85%	87%	78%	80%	77%	78%
	Understanding the World	94%	93%	89%	89%	81%	82%	80%	80%
	Past & Present	94%	93%	90%	89%	82%	84%	82%	82%
	People, Culture & Communities	97%	96%	91%	90%	82%	84%	81%	82%
	The Natural World	98%	97%	92%	92%	86%	88%	85%	85%
	Expressive Arts and Design	98%	94%	91%	92%	85%	87%	85%	85%
	Creating with Materials	98%	94%	93%	92%	88%	89%	87%	88%
Being Imaginative & Expressive	98%	96%	93%	94%	88%	89%	87%	87%	

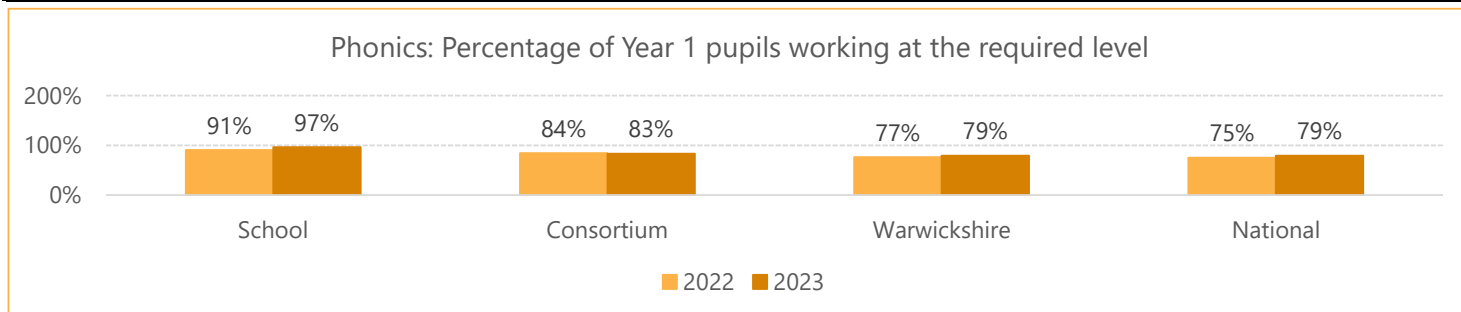
Average Number of Early Learning Goals Achieved	15.6	15.6	14.9	15.1	14.1	14.4	14.1	14.1
---	------	------	------	------	------	------	------	------

## EYFSP: Percentage of pupils awarded expected



## Phonics: Year 1 - % of pupils Working at (Wa) or Working towards (Wt) required level

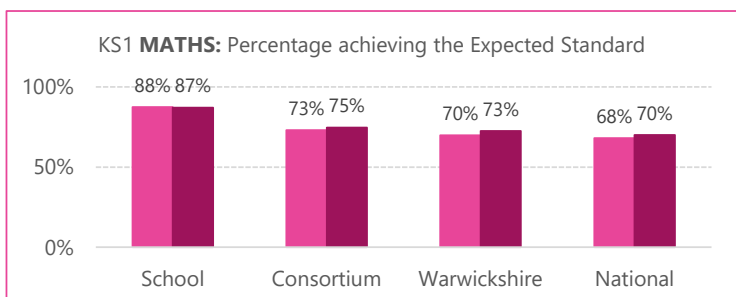
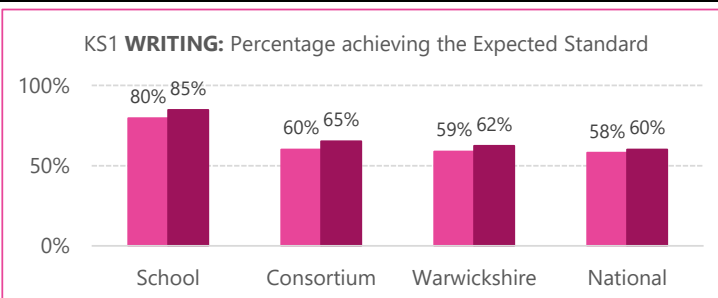
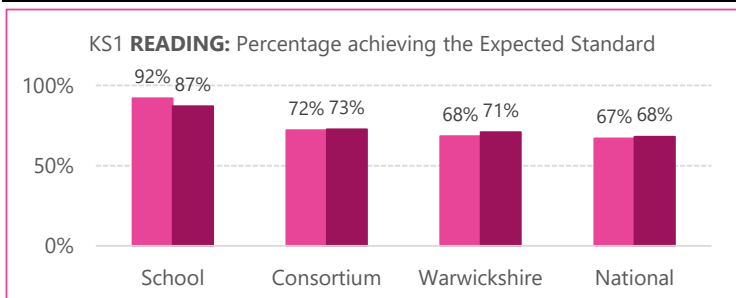
	School		Consortium		Warwickshire		National	
	2022	2023	2022	2023	2022	2023	2022	2023
Year 1 - Total Eligible Pupils	85	88	309	331	6497	6509	n/a	n/a
Year 1 - Working at (Wa) <sup>4</sup>	91%	97%	84%	83%	77%	79%	75%	79%
Year 1 - Working towards (Wt) <sup>4</sup>	9%	1%	14%	13%	21%	19%	n/a	n/a



## Key Stage 1: Percentage of pupils achieving

	School		Consortium		Warwickshire		National	
	2022	2023	2022	2023	2022	2023	2022	2023
Total Eligible Pupils	88	85	330	319	6528	6670	n/a	n/a

Expected Standard and above	Reading	92%	87%	72%	73%	68%	71%	67%	68%
	Writing	80%	85%	60%	65%	59%	62%	58%	60%
	Maths	88%	87%	73%	75%	70%	73%	68%	70%
	Science	97%	91%	78%	79%	79%	80%	77%	79%



■ 2022 ■ 2023

**All 2023 data is PROVISIONAL**

**Please use caution drawing any conclusions from the data where eligible pupil numbers are small. Percentages will be significantly influenced by small cohorts of pupils.**

Source: EYFSP, Phonics and KS1 – From schools during the statutory June/July collections

1: Context data extracted from 2023 January School Census collections

3: GLD: Awarded at least expected in all prime, literacy and mathematics goals

4: Phonics: Wt is working towards required standard; Wa is working at or above required standard. Pass mark is 32 out of 40

5: All 2023 National data is provisional and taken from NEXUS a Local Authority system used by all Local Authorities